


E-MAIL / VLE ACCESS FROM HOME

Here are instructions on how to access the BHASVIC VLE or to read your BHASVIC E-mail from home :

Connect to the internet and open your web browser

FOR VLE ACCESS : In the address line type **http://moodle.bhasvic.ac.uk/**

FOR E-MAIL ACCESS : In the address line type **http://webmail.bhasvic.ac.uk/**



A logon box will appear that will look similar to :

EMAIL ACCESS

OR

VLE ACCESS

Connect to METROPLEX.bhasvic.ac.uk

Connecting to metroplex.bhasvic.ac.uk

User name: a.name@bhasvic.ac.uk

Password:

Remember my password

OK Cancel



Returning to this web site?

Login here using your username and password:
(Cookies must be enabled in your browser)

Username: a.name

Password:

Login



Type your username@bhasvic.ac.uk

Type just your username

Enter your password

Enter your password

Click OK

Click login

Please remember that Passwords are CASE SENSITIVE

If you have a third box called domain, type in BHASVIC as the domain name

(This is dependant on which version of Windows / MacOS / Linux your computer has installed)

To access the old intranet, type in the address **http://extranet.bhasvic.ac.uk** and follow the instructions on the left hand side of this page to login