

BHASVIC

CHANGING LIVES THROUGH LEARNING



Annual Report
2015-2016



BHASVIC
Changing lives through swimming

Member Name & Contact Details (Name, Email, Phone, Postcode) (Optional)
Please Print Name: _____
Email: _____
Phone: _____
Postcode: _____

Club/Team Name: _____
Date of Birth: _____
GPI Number: _____

Event Name: _____
Event Date: _____

Event Location: _____

Event Type: _____

Event Description: _____

Event Organiser: _____

Event Contact: _____

Event Website: _____

Event Address: _____

Event Postcode: _____

Event Start Time: _____

Event End Time: _____

Event Duration: _____

Event Frequency: _____

Event Status: _____

Event Category: _____

Event Sub-category: _____

Event Tags: _____

Event Notes: _____

Event Comments: _____

Event Feedback: _____

Event Rating: _____

Event Score: _____

Event Status: _____

Event Category: _____

Event Sub-category: _____

Event Tags: _____

Event Notes: _____

Event Comments: _____

Event Feedback: _____

Event Rating: _____

Event Score: _____

BHASVIC
Changing lives through swimming

Club/Team Name: _____
Date of Birth: _____
GPI Number: _____

Event Name: _____
Event Date: _____

Event Location: _____

Event Type: _____

Event Description: _____

Event Organiser: _____

Event Contact: _____

Event Website: _____

Event Address: _____

Event Postcode: _____

Event Start Time: _____

Event End Time: _____

Event Duration: _____

Event Frequency: _____

Event Status: _____

Event Category: _____

Event Sub-category: _____

Event Tags: _____

Event Notes: _____

Event Comments: _____

Event Feedback: _____

Event Rating: _____

Event Score: _____

A year of success and change

Students and staff at BHASVIC celebrated another outstanding set of results in August 2016 with an A level pass rate of 99.1%. The number of A*-B grades achieved at A level was 62.7% - a fantastic achievement considering that BHASVIC is a non-selective institution. BHASVIC provides the 9th largest cohort for A level entry of any institution nationally with nearly 3,000 A level exams taken in Summer 2016. Results for vocational qualifications are equally (if not more) impressive. These courses achieved a 100% pass rate, with a phenomenal 88.2% at Distinction or above.



These results cement BHASVIC's position as one of the best sixth-form providers in the country and provided a fitting end to retiring Principal Chris Thomson's 18 years in charge at BHASVIC. Chris leaves the College with an outstanding reputation, excellent finances and first class results. During his time in charge, the College grew considerably, with the number of students studying here more than doubling. To help accommodate this growth, the Copper Building came into full use in 2015-16. This £5.4m new building, comprising café and social space, study support and classrooms, helps to provide first class accommodation to match our outstanding results.

It is clear that there is a learning culture at BHASVIC that is responsible for securing such successful outcomes, much

of which is underpinned by the hard work and dedication of our teaching and support staff, overseen by the Senior Management Team and well supported by our Governing body. Indeed, the Area Based Review of post-16 education in Sussex endorsed BHASVIC's strong position recommending our continuing independence. As BHASVIC looks to the next era we aim to be a contemporary creative learning community that really does change lives through learning.

A handwritten signature in black ink, appearing to read 'Peter Freeman'.

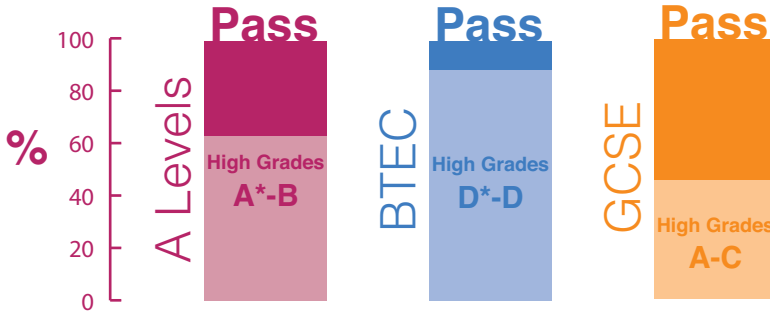
Peter Freeman (Chair of Governors)

A handwritten signature in black ink, appearing to read 'William Baldwin'.

William Baldwin (Principal)

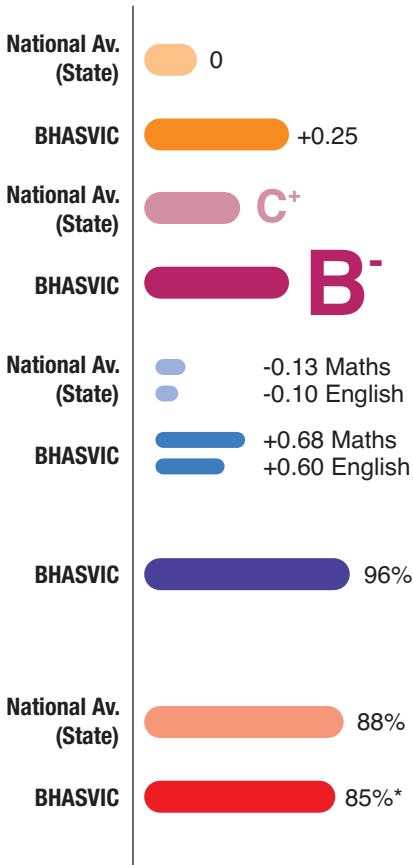
Student Success: Exam Results 2016

In August 2016 we celebrated an outstanding set of results which are significantly above national average.



Headline Performance Measures

Provided by the Department for Education.



Student Progress

Students average one quarter of a grade better per academic qualification at BHASVIC compared to the national average.

Attainment

Students average grade in their academic qualifications is half a grade better at BHASVIC than nationally.

English and Maths GCSE

Students average an increase of nearly two-thirds of a grade in Maths and English compared to others who had also not achieved A*-C at 16 – the national average sees performance worsen.

Retention

The percentage of all students retained to the end of their studies is in line with national benchmarks.

Destinations

The percentage of all students going on to sustained education, employment or training at the end of their course. *Gap Years are not counted by DfE as a sustained destination yet nearly 13% of BHASVIC students choose to have one.

Where does this place BHASVIC nationally?

A Student Progress score of +0.25 (i.e. students achieve one quarter of a grade better than predicted in each subject on the basis of their GCSE outcomes) means that for A level outcomes we are:

- 145th out of all 3,244 state providers (Top 5%)
- 54th out of all 3,244 state providers with entry over 100 students

- 3rd best provider nationally with entry over 1000 students

BHASVIC is the only college to feature in the top 5 colleges nationally for both actual results (attainment) and 'value added' (student progress) meaning that we get excellent outcomes for all our students whatever their starting point.

Student Guidance

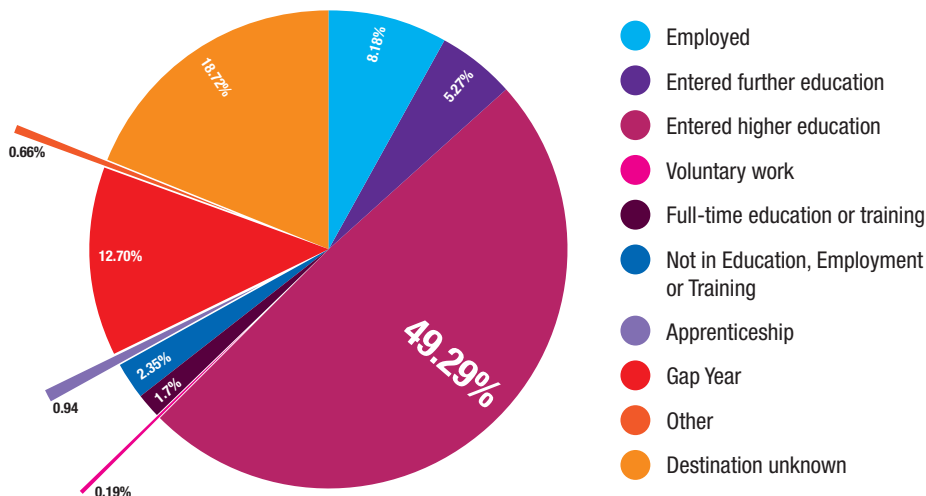


The Guidance, Student Services and Tutorial provision at **BHASVIC** is highly innovative and student centred with most areas at the cutting edge of developments in pastoral provision for Sixth Form Colleges. Outcomes for students provided by these services are outstanding and students make excellent progression onto university, including highly competitive courses, specialist further education, employment and apprenticeships. 893 UCAS

applications were processed in 2015 - 16 with 37 students taking up places at either Oxford or Cambridge, making BHASVIC the highest state provider to Cambridge University. Data shows that 87.1% of BHASVIC students gain a place on their preferred university course compared to a national rate of 74.1%. Applications to employment and apprenticeships are also increasing, supported by our specialist tutorial pathways option.

Student Destinations 2016

Destinations of all A2 students who completed in 2016



This data is accurate as of March 2017. 'Destination unknown' will reduce over time. For 2015 leavers 'Destination Unknown' was reduced to 2.89%

Pathway tutorial options

BHASVIC has been developing a highly tailored tutorial programme for second year groups which is differentiated according to the stated destination and the student's preferred pathway. Thus students seeking employment or an apprenticeship, medical careers, a place at Oxbridge, a university place or a visual arts pathway are offered a specific programme during their second year which directly supports their application route, and which places them in a peer group led by a specialist A2 tutor.

Parents, carers, employer networks and partner HE and FE institutions have welcomed our approach,

which has also allowed more targeted information, advice and guidance; for example in our Specialist HE Information Evenings for parents and carers or our employer/apprenticeship visits programme for the Employability tutor groups.

It is worth noting that our preparation for independent study through tutorial pathways suggests students are being equipped to succeed beyond their study at **BHASVIC**. The latest HESA (Higher Education Statistics Agency) data demonstrates outstanding final degree outcomes, when compared with national averages.



Degree Classification obtained by students at UK universities in the 2015/16 academic year

All UK HEIs	Provider	First	Upper Second	First class and upper second class honours	Lower Second	Third	Unclassified ¹
	BHASVIC	31.07%	56.40%	87.47%	9.14%	0.78%	2.61%
	Sixth Form College	23.68%	52.44%	76.12%	18.39%	2.89%	2.61%
	State	23.24%	50.38%	73.62%	18.65%	3.09%	4.65%
	Independent	22.81%	56.71%	79.52%	11.63%	1.37%	7.48%

We are particularly proud of the support offered to students who do not come from backgrounds which have a tradition of University education: in 15-16 there were 443 first year students who qualified as “first generation scholars” within HE Widening Participation schemes, and approximately half

of our first year intake qualified for other supportive bursaries or application support. Their success rates at University are outstanding – 91.84% go on to achieve first and upper second class honours (against an average of 69.5% in the state sector).

Curriculum Developments: Teaching, Learning and Assessment



The first wave of A level subjects moved across to a linear framework in 2015-16 comprising of new specifications, subject content and assessments. Instead of completing an AS level at the end of year one as has previously been the case, the full A level is now assessed at the end of the second year. All A levels will become linear by September 2017. As a result, teachers needed to ensure that they were well acquainted with new specification content and modes of assessment that require students to re-visit content in exams that may have been taught in their first term at BHASVIC.

Whilst recognising that introducing new specifications is a lot of work for teachers, it has also provided a great opportunity to refresh our approaches and look at innovative ways of delivering courses to ensure students are fully prepared for final exams. In particular, departments have been experimenting with 'spiralling' techniques where content is re-visited and built upon at regular intervals throughout the course. We have also embedded 'flipped learning' into more departments where students introduce themselves to a topic outside of the classroom before the teacher builds on this inside the classroom

maximising the use of their time and expertise in front of students. Increasingly this has been done using video technology and department YouTube channels. Indeed, such is the commitment at BHASVIC to experimentation, reflection and innovation that a new initiative this year saw the introduction of a teaching and learning project as part of the Professional Development and Review process for teaching staff.

With the removal of AS exams in some subjects our Curriculum and Quality team needed to ensure that there was a robust assessment process at the end of the first year and thus we saw the introduction of Progression Exams in these areas. Much work was done to ensure that the standard of these exams, the pass rate and grade profile matched that of cohorts who had previously sat the AS level and to ensure that progression to the second year and grade predictions for final outcomes were fair and transparent.

BHASVIC has a 'Bitesize' INSET programme which allows training, development and sharing to occur across our teaching staff and beyond. We were especially pleased to welcome Marcelo Staricoff (Head of Balfour Primary) to one session to outline his philosophy of 'The

Joy of Not Knowing'. There is much that we can learn from cross-phase work with partners in the primary and secondary sector particularly as we navigate the impact of curriculum reforms.



Enrichment



Students got involved in a wide range of social and extra-curricular activities during 2015-16. Whether it was to play sport, go on a trip, take part in a production, join a club or society or engage in personal challenges here is a glimpse of what went on:

Sport: Success was celebrated at the annual Sports Presentation Evening held in May. Stand out achievements for 2016 included:

The Rugby team completed the double winning both the local league and cup; The Netball team came 2nd in the league and won the Sussex Netball tournament and Women's Basketball had a great

year becoming champions for the 2nd consecutive year in the local league competing at the highest level in the South East League.

Our boy's football first team finished in 4th position and aimed to improve upon this position in the following season with a number of Sussex representative players starting BHASVIC in September 2016. The girl's football team finished champions of the Sussex Division for the 2nd year running, reached the quarter final of the National Cup and finished 2nd in the AOC South East Division playing against the likes of Chelsea, Reading and Charlton.

BHASVIC student Archie Davis was commended for his achievements as a middle distance athlete - On 7th September 2015 Archie represented England at the Commonwealth Youth Games in Samoa and was 4th in the 1500m, behind two world class Kenyans and an Australian – he narrowly missed out on a bronze medal by 4/100ths of a second.



Music: The annual Christmas concert featured a mix of festive, contemporary and classical music with mince pies and mulled wine adding to the ambience. The audience were treated to a standard of performance that would not have been out of place at the South Bank with our talented students showcasing their well-

honed skills in a professional manner. Exam recitals were also performed to an audience of parents and staff during March 2016 and reflected a diverse range of performers, instruments and music.

Media and Performing Arts

presented 'Twelve Angry Jurors' in January 2016. Set in a Jury room, during one hot afternoon in New York, 1957, a jury decides the fate of a young man accused of killing his father. But what appeared to be an open and shut case soon becomes a huge dilemma as prejudices and preconceived ideas about the accused, the trial and each other turn the tables every which way. The acting talents of our students ensured that audience members were pulled into the palpable tension of the case up to and until the nail-biting climax.

The annual **Creative Arts Festival** in June included:

BHASVICTORS – A celebration of moving image produced by students from Communications and Culture, Media and Film Studies,

InMotion – Drama and Dance students evening contemporary dance event.

The Beards – Celebrating the best written work of the year by students in the English department.

Visual Arts Exhibition – a gallery of student work of Art, Photography, Textiles and Graphic Design.

Café Culture – is the Music department's summer evening event of live music to chill and relax to.

As ever, there were regular visits from high profile speakers during the year. Britain's first ever Shadow Mental Health Minister Luciana Berger visited BHASVIC in April 2016 to talk to students about mental health issues concerning young people. Lord Ahmad Parliamentary Under Secretary of State spoke about democracy to Politics students in October 2015.

Trips & Visits

A great number of trips were organised by departments at BHASVIC last year:

Visual Arts – Barcelona in July

Film & Media – Budapest in July

Archaeology & Classical

Civilisation – Naples in July

Chemistry – Stemfest plus Sussex University Lab visits

Creative Media Production BTEC

- London Museum of Brands in February

Dance - Akram Khan Dance Company ran a workshop for BHASVIC students in November

Drama & Theatre – 'Things I know to be True' at Chichester Festival Theatre, 'King Lear' at Barbican Theatre and 'Blood Brothers'.

Economics – Spring revision in Portsmouth

Psychology & Sociology – Berlin in July

Philosophy – Athens in April

Geography – Croatia in July, New York in September.



Student Union



BHASVIC's Student Union raised £750 during academic year 15 - 16 for their two nominated charities: Children of Calais and Mind. The SU organised a Christmas show and an end of term BBQ which saw

a Leavers event on the field with photo booth, inflatable fun sumo challenge and bungee jump. It was a fantastic way to end the year and students really enjoyed the occasion, despite the weather!



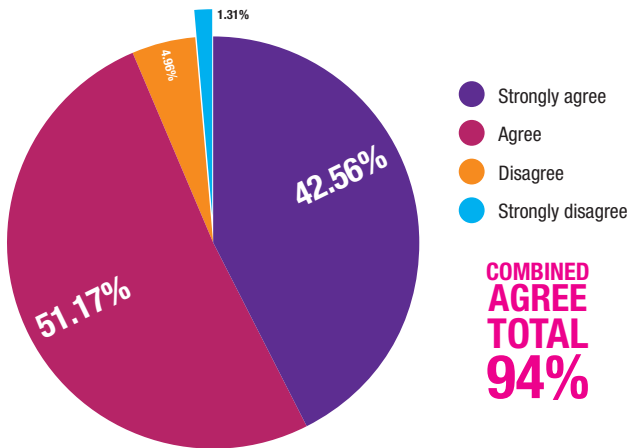
Green Status

BHASVIC was awarded Green Flag Status in 2016 from the Eco Schools family, which is a huge achievement, especially as we are the first sixth form college to do so. Green Flag started with Keep Britain Tidy and has evolved into a significant environmental commitment for institutions.

Satisfaction survey results

Students – Year 2 Leavers

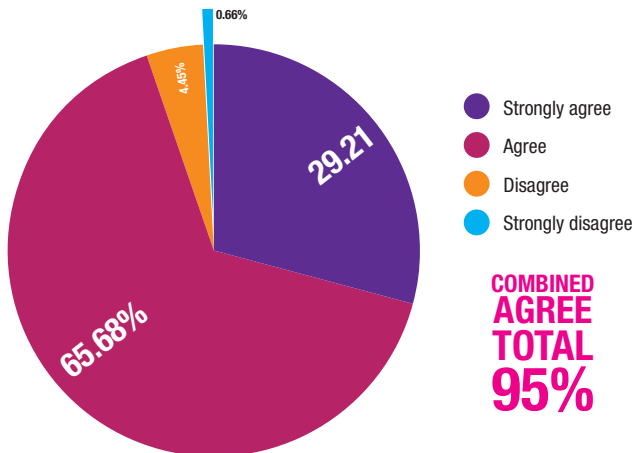
Overall, I have been satisfied with my experience at BHASVIC.



93.7% of Year 2 students leaving BHASVIC strongly agree / agree that they are satisfied with their BHASVIC experience.

Students – Year 1

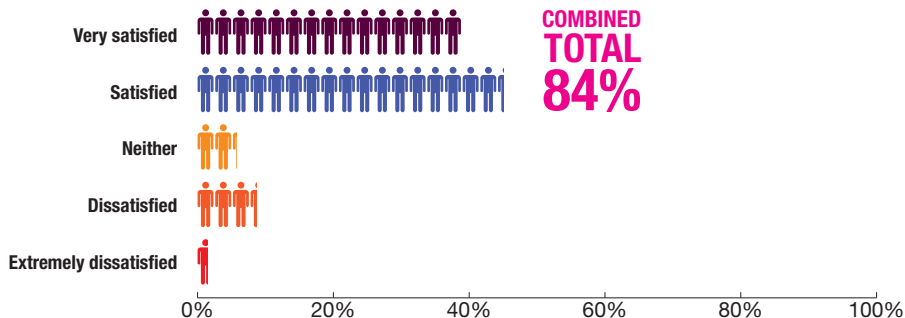
Overall, I have been satisfied with my experience at BHASVIC.



94.8% of Year 1 students at BHASVIC strongly agree / agree that they are satisfied with their experience at BHASVIC.

Parents

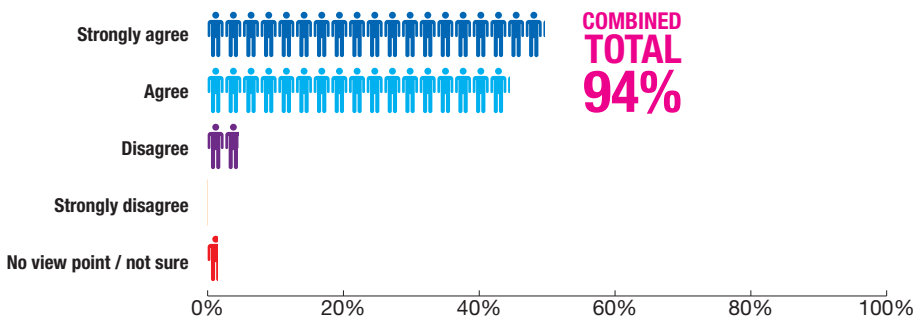
How satisfied are you with your son or daughter's experience of teaching and learning at BHASVIC?



84% of parents strongly agree / agree that they are satisfied with their son / daughters learning experience of BHASVIC.

Staff

I would recomend BHASVIC as a good place to work.



94% of staff would strongly agree / agree recommend BHASVIC as a good place to work.

Accounts

BRIGHTON HOVE AND SUSSEX SIXTH FORM COLLEGE

Statement of Comprehensive Income and Balance Sheet

	£000's	2016 £000's		£000's	2015 £000's
STATEMENT OF INCOME					
INCOME					
Funding body grants		10,765			10,566
Tuition fees and education contracts		3			3
Other income		760			783
Investment income		0			5
Total income		11,528			11,357
EXPENDITURE					
Staff costs	7,793			7,441	
Other operating expenses	2,361			2,450	
Depreciation	736			768	
Interest and other finance costs	208			173	
Total expenditure		11,098			10,832
Surplus/(deficit) before other gains and losses		430			525
Change in market value of investments		8			7
Surplus before tax		438			532
Taxation		0			0
Surplus for the year		438			532
Actuarial loss in respect of pension schemes		(502)			(267)
Total comprehensive income for the year		-64			265
Balance sheet at 31 July					
Fixed Assets					
Tangible assets		12,121			12,770
Current Assets					
Stocks		11			9
Debtors		280			64
Investments		1,126			116
Cash at bank and in hand		2,926			3,228
Total current assets		4,343			3,417
Less: Creditors falling due within one year		(1,810)			(1,812)
Net current assets		2,533			1,605
Total assets less current liabilities		14,654			14,375
Less: Creditors falling due after more than one year		(7,599)			(8,044)
Defined benefit obligations		(3,643)			(2,855)
Total net assets		3,412			3,476
Unrestricted reserves					
Income and Expenditure account		1,095			1,083
Revaluation reserve		2,317			2,393
Total reserves		3,412			3,476

Brighton Hove and Sussex Sixth Form College (BHASVIC) is an incorporated, independent Corporation (Governing Body), formally constituted under the Further and Higher Education Act 1992. It has exempt charitable status and operates within Instrument and Articles of Association which set down its powers, membership, roles and responsibilities.

Most of the College's provision is funded by the Education and Skills Funding Agency (ESFA), and the Instrument and Articles are supplemented by various rules including the ESFA's Funding Agreement and the Audit Code of Practice, as well as law relating to employment, equality and diversity, health and safety.





Corporation Membership 2015-16

Name	Profession	Committee
Lucy Aditi	Teacher	Quality & Curriculum
William Baldwin	Principal	Finance & General Purposes; Human Resources; Quality & Curriculum; Search; Premises Group
Stephen Berry	Project Coordinator	Quality & Curriculum
Michael Bewlock	Accountant	Audit
Sarah Bovill	Auditor	Audit
Alison Cousens	Teacher	Quality & Curriculum
Jo Davis	Accountant	Finance & General Purposes
Kerry Doyle	Principal Lecturer in Education	Quality & Curriculum
Gabby Fitzsimmons	Student	Quality & Curriculum
Peter Freeman	Retired - Civil Servant	Finance & General Purposes; Governance; Human Resources; Quality & Curriculum; Remuneration; Search & Premises Group. Chair of Corporation
Lindi Galloway	Retired - Teacher	Governance; Chair of Quality & Curriculum
Elliot Gulliver-Needham	Student	Quality & Curriculum
Neil Jones	Teacher	Human Resources
Howard Kidd	Retired - Accountant	Governance; Chair of Finance & General Purposes; Remuneration; Search; Premises Group
Chris Newson	Chairman and CEO 'The Student Room'	Finance & General Purposes
Lynn O'Meara	Senior Student Life Advisor at Sussex University	Quality & Curriculum
Neil Perry	H.R Generalist	Governance; Chair of Human Resources; Remuneration
Sandra Prail	Independent Consultant	Audit; Human Resources
Anthony Rogers	Teacher	Finance & General Purposes
Sam Smith	HR Director	Human Resources
Sue Smith	Science Technician	Audit; Human Resources
Tom Wolfenden	Project Manager	Chair of Audit; Governance

BHASVIC

CHANGING LIVES THROUGH LEARNING

