

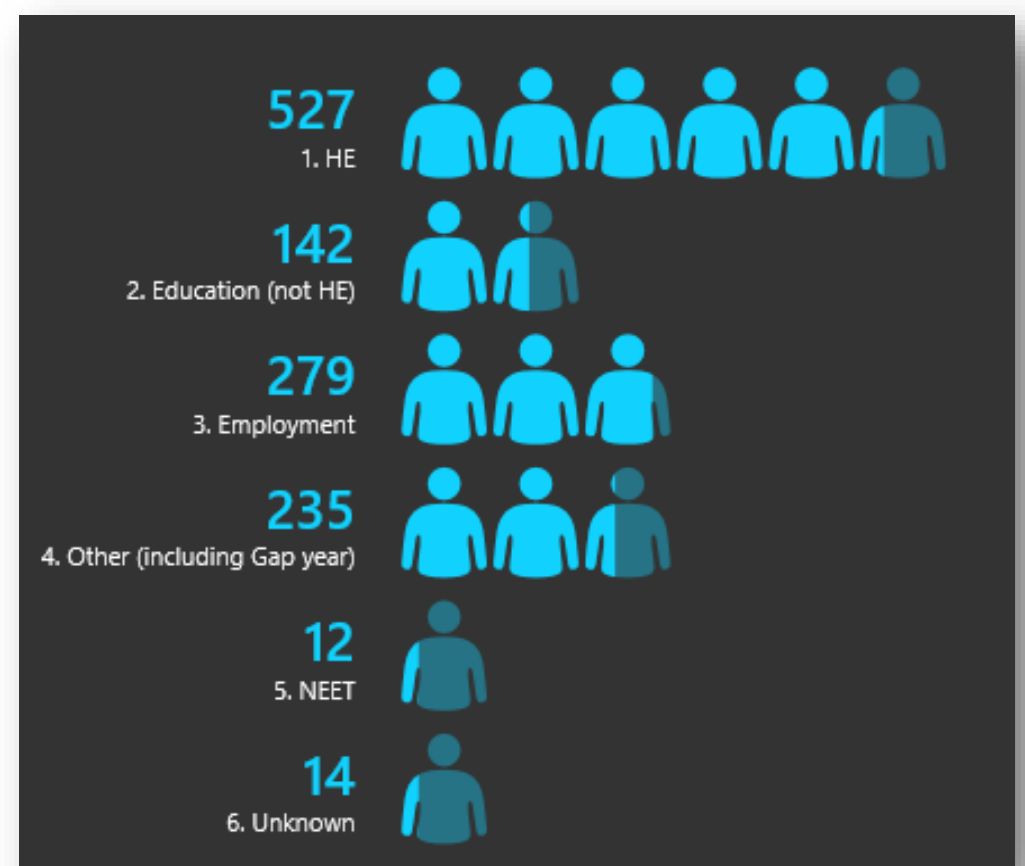
Student Destinations

Students leaving June 2018

(2019 leavers stats due March 2020)

In June 2018 1209 A2 students left BHASVIC to move onto future pathways

This included entering higher education, employment, further education (including art foundation), apprenticeships and taking a gap year



Many students continued, or began, new employment & apprenticeships

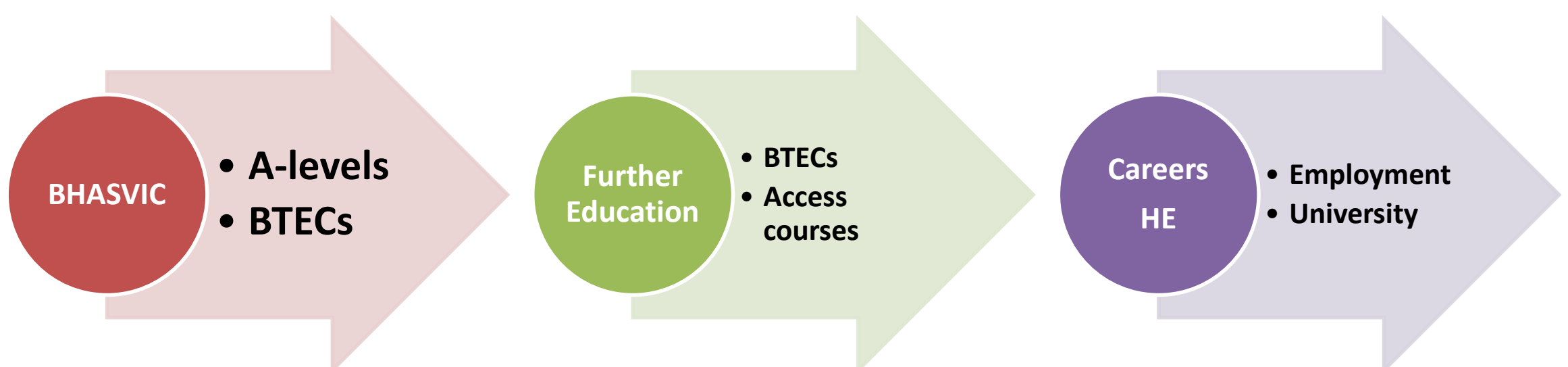
A2 students can choose the Employability and Enterprise tutorial pathway.

Opportunities that our students have taken up in the local area include:



102 students began an Art Foundation course, many at Brighton Met or Northbrook, but some far afield such as Central St Martins

40 students continued into Further Education




Further Education can be particularly useful for a change of pathway

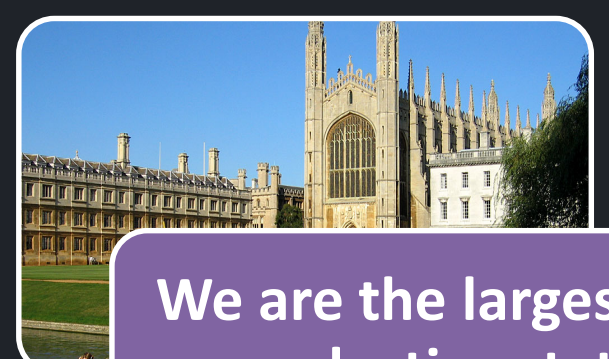
Around 25% of our students who intend to enter HE take a gap year which can include volunteering abroad, working for a year or travelling



More WP and Bursary students entered HE than our cohort as a whole



We had 22 Medics, Veterinary & Dentistry offers in 2018 with 1:2 success compared to 1:10 nationally



We are the largest non-selective state provider to Cambridge

Student Destinations

Higher Education

From Sept 2017 to June 2018 we processed 1024 UCAS applications

59% of leavers entered higher education with almost 20% more taking a gap year.

Including 183 Oxbridge/Medics

Including 228 ex-students

Up from 893 in 2015

97.7% of BHASVIC students applying to University successfully began a university course, compared with a national figure of 74.5% for post-16 education.

Students went to a total of 102 different institutions

Including Ravensbourne, BIMM, London College of Fashion and UCFB (Wembley Stadium). Our top choices were.....



Sussex,
Manchester,
Bristol, Leeds



Brighton,
Portsmouth,
Exeter,
Cambridge

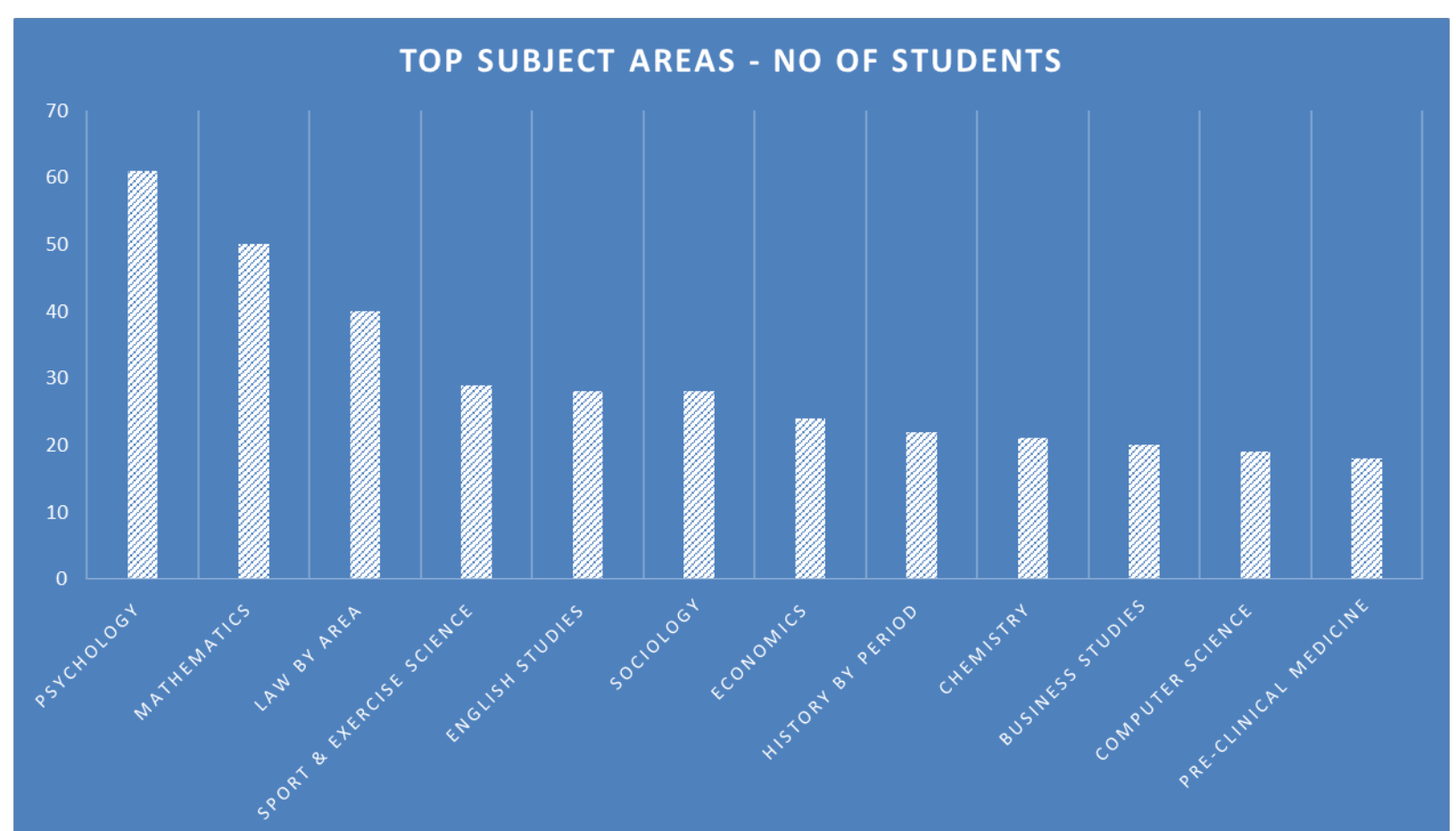


Sheffield,
Surrey, Kent,
UWE


54% of BHASVIC students accepted a place at a high tariff university (including Oxbridge & Russell Group), substantially higher than the national average of 20%.

Top subjects studied were

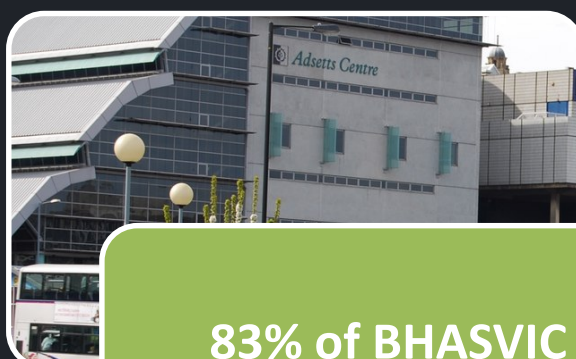
Also popular were Physics, Politics, Cinematics & Photography, Biology and all types of Engineering



93% of our students achieve first and 2:1 degrees, substantially higher than the independent, state and sixth form sector in general. For Widening Participation students for all UK universities the figure is 92% compared to 69% for state schools



73 students studied a combination of subjects



83% of BHASVIC students accepted their firm offer



HESA data shows our students are more likely to complete university compared to sixth form, state & independent sectors